



Men's Ranking

































fifa.com/fifa-world-ranking/ranking-table/men/index.html

Follow us on
Share

Rank	Team	Total Points	Previous Points	+/-	Positions	2018 (100 %)		2017 (50 %)		2016 (30 %)		2015 (20 %)	
						Avg. (Average)	AVG WGT (Avg. Weight)	Avg. (Average)	AVG WGT (Avg. Weight)	Avg. (Average)	AVG WGT (Avg. Weight)	Avg. (Average)	AVG WGT (Avg. Weight)
1	 German y	1558(1558.49)	1544	0		775.06	775.06	832.00	416.00	424.26	127.28	1200.77	240.15
2	 Brazil	1431(1430.57)	1384	0		558.95	558.95	1082.36	541.18	560.21	168.06	811.88	162.38
3	 Belgiu m	1298(1298.32)	1346	0		629.98	629.98	645.63	322.82	529.80	158.94	932.92	186.58
4	 Portuga l	1274(1273.69)	1306	0		646.92	646.92	691.82	345.91	517.77	155.33	627.63	125.53
5	 Argenti na	1241(1241.45)	1254	0		404.07	404.07	809.59	404.80	829.98	248.99	917.94	183.59
6	 Switzerl and	1199(1198.72)	1179	0		578.59	578.59	808.58	404.29	338.09	101.43	572.09	114.42
7	 France	1198(1198.13)	1166	0		520.12	520.12	856.75	428.38	393.65	118.09	657.68	131.54
8	 Poland	1183(1182.61)	1128	2		499.90	499.90	896.94	448.47	375.17	112.55	608.45	121.69
9	 Chile	1135(1134.66)	1146	0		403.99	403.99	831.33	415.67	724.98	217.49	487.56	97.51
10	 Spain	1126(1125.5)	1162	-2		537.05	537.05	611.48	305.74	646.40	193.92	443.99	88.80
11	 Peru	1125(1125.39)	1106	0		560.36	560.36	788.09	394.05	421.92	126.58	222.02	44.40
12	 Denmar k	1051(1051.44)	1054	0		723.72	723.72	314.88	157.44	300.24	90.07	401.06	80.21
12	 Englan d	1051(1050.84)	1040	1		476.42	476.42	593.51	296.75	580.49	174.15	517.60	103.52
14	 Urugua y	1018(1018.41)	976	3		486.28	486.28	487.69	243.84	561.47	168.44	599.26	119.85
15	 Mexico	989(989.44)	1008	0		470.55	470.55	506.78	253.39	579.97	173.99	457.54	91.51
16	 Colomb ia	986(985.97)	989	0		292.09	292.09	655.57	327.78	665.76	199.73	831.89	166.38
17	 Netherl ands	981(980.98)	969	2		545.74	545.74	299.13	149.56	333.54	100.06	928.10	185.62
18	 Wales	953(953.46)	931	3		335.47	335.47	745.20	372.60	359.92	107.98	687.06	137.41
19	 Italy	951(951.25)	947	1		341.93	341.93	732.11	366.05	415.76	124.73	592.70	118.54
20	 Croatia	945(945.18)	975	-2		397.75	397.75	672.78	336.39	335.96	100.79	551.26	110.25
21	 Tunisia	910(909.91)	1012	-7		545.56	545.56	394.79	197.39	227.59	68.28	493.39	98.68
22	 Iceland	908(908.01)	930	0		438.64	438.64	564.25	282.13	302.02	90.61	483.19	96.64
23	 Costa Rica	884(884.04)	858	2		410.90	410.90	480.58	240.29	332.44	99.73	665.55	133.11
24	 Sweden	880(879.9)	889	-1		478.44	478.44	431.99	215.99	370.10	111.03	372.19	74.44
25	 USA	873(872.68)	880	-1		473.00	473.00	461.32	230.66	349.62	104.89	320.72	64.14
26	 Austria	845(844.7)	841	0		456.27	456.27	229.28	114.64	503.42	151.02	613.80	122.76
27	 Senega l	838(837.98)	825	1		368.23	368.23	537.34	268.67	280.30	84.09	584.93	116.99
28	 Slovaki a	804(804.36)	786	1		332.12	332.12	454.01	227.01	325.92	97.77	737.30	147.46

					2018 (100 %)		2017 (50 %)		2016 (30 %)		2015 (20 %)	
29	 <u>Northern Ireland</u>	803(803.22)	837	-2	347.03	347.03	399.98	199.99	474.61	142.38	569.09	113.82
30	 <u>Romania</u>	782(781.66)	737	2	403.10	403.10	236.50	118.25	298.57	89.57	853.71	170.74
31	 <u>Republic of Ireland</u>	777(777.11)	776	0	331.96	331.96	455.10	227.55	498.32	149.49	340.53	68.11
32	 <u>Paraguay</u>	773(773.18)	737	0	410.36	410.36	390.68	195.34	487.30	146.19	106.43	21.29
33	 <u>Venezuela</u>	755(754.55)	709	6	469.33	469.33	354.03	177.01	267.39	80.22	139.94	27.99
34	 <u>Serbia</u>	751(750.75)	732	1	417.12	417.12	407.12	203.56	305.24	91.57	192.48	38.50
35	 <u>Ukraine</u>	733(732.77)	777	-5	391.08	391.08	272.64	136.32	473.10	141.93	317.23	63.45
36	 <u>Australia</u>	718(718.33)	700	4	366.60	366.60	387.55	193.77	327.21	98.16	298.94	59.79
37	 <u>Iran</u>	708(708.35)	727	-1	290.29	290.29	492.04	246.02	308.01	92.40	398.22	79.64
38	 <u>Turkey</u>	706(706.39)	714	-1	299.57	299.57	353.57	176.78	604.75	181.42	243.05	48.61
38	 <u>Congo DR</u>	706(705.87)	711	0	336.79	336.79	401.76	200.88	305.78	91.74	382.36	76.47
40	 <u>Bosnia and Herzegovina</u>	693(692.93)	688	1	269.36	269.36	436.71	218.35	460.53	138.16	335.30	67.06
41	 <u>Morocco</u>	686(685.86)	681	1	369.10	369.10	345.29	172.65	366.78	110.03	170.43	34.09
42	 <u>Scotland</u>	660(659.61)	735	-8	373.23	373.23	284.56	142.28	216.25	64.88	396.09	79.22
43	 <u>Montenegro</u>	652(651.58)	671	0	364.82	364.82	407.55	203.78	107.02	32.11	254.43	50.89
44	 <u>Greece</u>	650(649.82)	657	0	289.32	289.32	443.04	221.52	202.59	60.78	391.02	78.20
45	 <u>Egypt</u>	649(649.43)	636	1	208.27	208.27	582.07	291.04	331.62	99.48	253.18	50.64
46	 <u>Czech Republic</u>	641(640.7)	647	-1	264.13	264.13	278.74	139.37	338.81	101.64	677.80	135.56
47	 <u>Ghana</u>	624(623.69)	603	3	261.21	261.21	339.92	169.96	332.99	99.90	463.15	92.63
48	 <u>Nigeria</u>	618(617.79)	635	-1	251.21	251.21	474.22	237.11	198.21	59.46	350.01	70.00
49	 <u>Bulgaria</u>	614(614.39)	583	4	269.64	269.64	441.79	220.89	207.90	62.37	307.40	61.48
49	 <u>Cameroon</u>	614(613.88)	603	1	206.63	206.63	535.46	267.73	232.33	69.70	349.12	69.82
51	 <u>Hungary</u>	612(611.82)	604	-2	199.79	199.79	369.81	184.91	525.07	157.52	348.02	69.60
52	 <u>Burkina Faso</u>	604(604.15)	582	2	246.29	246.29	484.99	242.50	228.38	68.51	234.28	46.86
53	 <u>Norway</u>	596(595.99)	608	-5	414.26	414.26	61.88	30.94	320.27	96.08	273.54	54.71
54	 <u>Jamaica</u>	588(588.13)	587	-2	339.39	339.39	150.61	75.30	349.99	105.00	342.17	68.43
55	 <u>Panama</u>	571(571.17)	574	0	276.92	276.92	309.00	154.50	326.30	97.89	209.29	41.86
56	 <u>Slovenia</u>	558(558.05)	495	9	247.01	247.01	374.61	187.30	203.94	61.18	312.78	62.56
57	 <u>Korea Republic</u>	544(543.67)	520	4	162.13	162.13	447.58	223.79	305.97	91.79	329.82	65.96
58	 <u>Albania</u>	538(537.79)	549	-2	233.86	233.86	232.07	116.04	222.82	66.85	605.25	121.05
59	 <u>Bolivia</u>	536(536.08)	548	-2	291.14	291.14	313.86	156.93	222.28	66.68	106.60	21.32

					2018 (100 %)		2017 (50 %)		2016 (30 %)		2015 (20 %)	
60	 Ecuador	524(523.85)	506	3	67.14	67.14	387.50	193.75	630.02	189.01	369.77	73.95
61	 Japan	521(520.75)	528	-1	164.51	164.51	413.01	206.50	273.24	81.97	338.88	67.78
62	 Hondur as	503(503.3)	530	-3	274.62	274.62	331.40	165.70	148.74	44.62	91.81	18.36
63	 Finland	486(486.43)	507	-1	352.12	352.12	41.16	20.58	286.70	86.01	138.60	27.72
64	 Mali	484(483.7)	462	3	195.42	195.42	291.98	145.99	272.63	81.79	302.53	60.51
65	 Cape Verde Islands	478(477.77)	545	-7	302.55	302.55	35.88	17.94	252.27	75.68	407.97	81.59
66	 Algeria	474(473.83)	499	-2	163.41	163.41	234.78	117.39	304.68	91.40	508.13	101.63
67	 Saudi Arabia	465(465.28)	462	0	143.89	143.89	360.20	180.10	380.91	114.27	135.09	27.02
68	 Côte d'Ivoire	463(463.4)	458	1	124.90	124.90	298.82	149.41	286.00	85.80	516.41	103.28
68	 Guinea	463(462.98)	450	2	230.28	230.28	175.95	87.98	216.75	65.03	398.48	79.70
70	 Russia	457(456.53)	493	-4	166.07	166.07	216.18	108.09	362.25	108.68	368.50	73.70
71	 FYR Macedonia	451(451.3)	422	6	344.15	344.15	132.09	66.05	73.98	22.19	94.55	18.91
72	 El Salvador	442(441.53)	392	13	278.68	278.68	173.40	86.70	171.16	51.35	124.01	24.80
73	 Syria	440(439.65)	423	3	213.58	213.58	258.66	129.33	216.04	64.81	159.66	31.93
74	 South Africa	428(427.68)	432	-2	186.63	186.63	204.55	102.28	268.66	80.60	290.93	58.19
75	 China PR	423(423.09)	431	-2	204.03	204.03	193.60	96.80	243.84	73.15	245.50	49.10
76	 Zambia	420(420.31)	412	2	236.14	236.14	137.37	68.68	186.75	56.02	297.31	59.46
77	 United Arab Emirates	418(417.66)	405	4	183.25	183.25	236.44	118.22	218.24	65.47	253.63	50.73
78	 Belarus	417(417.42)	410	1	204.80	204.80	169.84	84.92	294.64	88.39	196.50	39.30
79	 Lebano n	411(411.49)	404	3	301.75	301.75	132.72	66.36	111.75	33.52	49.30	9.86
79	 Canada	411(410.93)	407	1	238.61	238.61	157.30	78.65	217.21	65.16	142.53	28.51
81	 Curaça o	408(408.27)	439	-10	190.64	190.64	284.33	142.16	165.75	49.73	128.71	25.74
82	 Uganda	403(402.91)	426	-8	174.57	174.57	181.48	90.74	256.10	76.83	303.86	60.77
83	 Congo	393(393.04)	378	6	160.58	160.58	159.38	79.69	211.05	63.31	447.28	89.46
84	 Oman	391(391.06)	383	3	259.44	259.44	114.64	57.32	192.68	57.80	82.45	16.49
85	 Gabon	390(389.96)	374	5	179.63	179.63	212.41	106.20	112.83	33.85	351.37	70.27
85	 Luxemb ourg	390(389.95)	401	-2	285.82	285.82	93.99	46.99	159.66	47.90	46.20	9.24
87	 Cyprus	384(383.53)	386	-1	198.44	198.44	126.65	63.32	215.33	64.60	285.86	57.17
88	 Benin	379(378.77)	397	-4	177.12	177.12	186.15	93.08	294.77	88.43	100.73	20.15
89	 Iraq	377(376.7)	372	2	226.13	226.13	119.07	59.53	157.68	47.30	218.68	43.74
90	 Faroe Islands	376(375.91)	364	3	124.67	124.67	270.27	135.14	206.84	62.05	270.27	54.05
91	 Trinidad and Tobago	370(369.54)	366	1	137.06	137.06	164.37	82.18	287.78	86.33	319.81	63.96
92	 Kyrgyz Republic	363(362.71)	424	-17	239.77	239.77	92.41	46.20	255.80	76.74	0.00	0.00
93	 Israel	362(361.87)	347	5	61.88	61.88	326.29	163.14	120.57	36.17	503.42	100.68

					2018 (100 %)		2017 (50 %)		2016 (30 %)		2015 (20 %)	
94	 <u>Estonia</u>	359(359.41)	364	-1	180.17	180.17	162.26	81.13	179.84	53.95	220.80	44.16
95	 <u>Uzbekistan</u>	354(353.91)	381	-7	66.85	66.85	305.61	152.80	311.74	93.52	203.71	40.74
96	 <u>Georgia</u>	352(351.51)	362	-1	213.43	213.43	173.60	86.80	149.14	44.74	32.67	6.53
97	 <u>India</u>	350(349.92)	354	0	196.24	196.24	222.36	111.18	85.00	25.50	85.00	17.00
98	 <u>Qatar</u>	348(347.59)	339	3	154.74	154.74	164.53	82.27	260.80	78.24	161.72	32.34
99	 <u>Palestine</u>	347(347.07)	357	-3	204.74	204.74	137.42	68.71	207.02	62.11	57.57	11.51
100	 <u>Armenia</u>	338(338.21)	347	-2	100.78	100.78	360.44	180.22	145.04	43.51	68.48	13.70
101	 <u>Libya</u>	336(335.87)	341	-1	172.55	172.55	197.88	98.94	197.84	59.35	25.16	5.03
102	 <u>Vietnam</u>	334(334.37)	334	0	222.70	222.70	95.29	47.64	158.40	47.52	82.51	16.50
103	 <u>Niger</u>	323(323.36)	299	6	203.01	203.01	98.18	49.09	139.97	41.99	146.39	29.28
104	 <u>Haiti</u>	322(321.93)	302	4	27.20	27.20	361.25	180.63	243.98	73.19	204.55	40.91
105	 <u>Azerbaijan</u>	321(321.48)	245	21	98.83	98.83	345.00	172.50	121.71	36.51	68.18	13.64
106	 <u>Madagascar</u>	308(307.7)	284	8	128.80	128.80	186.47	93.23	155.60	46.68	194.93	38.99
107	 <u>Mauritania</u>	304(304.17)	314	-2	129.24	129.24	215.90	107.95	194.04	58.21	43.86	8.77
108	 <u>North Korea</u>	303(303.11)	297	2	137.24	137.24	136.21	68.11	290.04	87.01	53.78	10.76
108	 <u>Central African Republic</u>	303(303.08)	283	7	213.01	213.01	0.00	0.00	300.23	90.07	0.00	0.00
110	 <u>Jordan</u>	296(296.18)	272	8	156.49	156.49	89.52	44.76	272.90	81.87	65.27	13.05
111	 <u>Sierra Leone</u>	292(292.16)	332	-8	190.06	190.06	69.70	34.85	161.83	48.55	93.50	18.70
112	 <u>Kenya</u>	291(290.83)	289	-1	81.93	81.93	251.30	125.65	224.69	67.41	79.23	15.85
113	 <u>Bahrain</u>	289(289.25)	281	3	179.12	179.12	83.02	41.51	134.58	40.37	141.22	28.24
114	 <u>Mozambique</u>	282(281.55)	311	-8	124.14	124.14	96.58	48.29	193.68	58.11	255.07	51.01
115	 <u>Philippines</u>	280(280.02)	289	-4	151.51	151.51	105.12	52.56	208.01	62.40	67.72	13.54
116	 <u>Namibia</u>	277(277.06)	308	-9	126.71	126.71	149.26	74.63	150.97	45.29	152.15	30.43
117	 <u>Kazakhstan</u>	273(272.85)	273	0	105.01	105.01	171.38	85.69	213.84	64.15	89.97	17.99
118	 <u>Zimbabwe</u>	265(264.59)	287	-5	133.45	133.45	97.54	48.77	232.08	69.62	63.75	12.75
119	 <u>Tajikistan</u>	264(263.65)	266	1	164.90	164.90	120.38	60.19	95.39	28.62	49.73	9.95
120	 <u>New Zealand</u>	256(255.78)	229	13	78.58	78.58	193.89	96.95	254.83	76.45	19.04	3.81
121	 <u>Guinea-Bissau</u>	255(255.11)	330	-17	135.15	135.15	46.92	23.46	293.06	87.92	42.93	8.59
122	 <u>Thailand</u>	248(248.21)	253	0	119.90	119.90	74.32	37.16	222.53	66.76	121.95	24.39
123	 <u>Malawi</u>	247(247.19)	269	-4	89.71	89.71	145.41	72.71	129.01	38.70	230.35	46.07
123	 <u>Chinese Taipei</u>	247(246.74)	263	-2	175.19	175.19	107.44	53.72	29.22	8.77	45.37	9.07
125	 <u>Togo</u>	241(241.13)	242	3	78.96	78.96	150.96	75.48	138.01	41.40	226.46	45.29

					2018 (100 %)		2017 (50 %)		2016 (30 %)		2015 (20 %)	
126	 <u>Lithuania</u>	239(239.38)	229	7	55.94	55.94	221.27	110.63	112.86	33.86	194.78	38.96
126	 <u>Antigua and Barbuda</u>	239(239.34)	251	-2	51.17	51.17	142.80	71.40	230.41	69.12	238.21	47.64
128	 <u>Sudan</u>	232(232.17)	245	-2	162.89	162.89	0.00	0.00	115.47	34.64	173.19	34.64
129	 <u>Latvia</u>	230(230.04)	217	10	100.04	100.04	76.37	38.19	145.92	43.77	240.22	48.04
130	 <u>Turkmenistan</u>	229(229.36)	242	-2	131.40	131.40	63.75	31.88	220.29	66.09	0.00	0.00
130	 <u>Andorra</u>	229(228.81)	230	2	189.89	189.89	73.43	36.71	7.37	2.21	0.00	0.00
132	 <u>Nicaragua</u>	228(227.69)	224	4	46.75	46.75	154.49	77.24	265.96	79.79	119.53	23.91
133	 <u>Yemen</u>	227(227.43)	251	-9	113.42	113.42	149.18	74.59	72.04	21.61	89.04	17.81
134	 <u>Swaziland</u>	222(222.13)	240	-3	52.28	52.28	127.50	63.75	301.13	90.34	78.84	15.77
135	 <u>St Kitts and Nevis</u>	218(218.06)	241	-5	42.93	42.93	106.70	53.35	259.50	77.85	219.67	43.93
136	 <u>Rwanda</u>	216(216.13)	252	-13	89.97	89.97	70.13	35.06	161.79	48.54	212.78	42.56
137	 <u>Angola</u>	209(209.08)	221	1	114.90	114.90	50.82	25.41	107.40	32.22	182.75	36.55
138	 <u>Myanmar</u>	206(205.52)	227	-3	140.01	140.01	47.22	23.61	82.88	24.86	85.14	17.03
139	 <u>Botswana</u>	205(204.52)	195	3	79.64	79.64	67.76	33.88	223.42	67.03	119.88	23.98
140	 <u>Tanzania</u>	200(200.32)	223	-3	105.93	105.93	73.95	36.98	149.43	44.83	62.90	12.58
141	 <u>Kosovo</u>	197(197.2)	164	11	143.02	143.02	68.81	34.40	65.93	19.78	0.00	0.00
142	 <u>Hong Kong</u>	195(195.06)	194	2	95.01	95.01	79.69	39.84	162.70	48.81	56.95	11.39
143	 <u>Equatorial Guinea</u>	190(189.97)	190	2	21.25	21.25	73.44	36.72	160.44	48.13	419.37	83.87
143	 <u>Solomon Islands</u>	190(189.91)	162	10	137.33	137.33	51.61	25.80	89.25	26.78	0.00	0.00
145	 <u>Afghanistan</u>	188(187.6)	199	-5	112.98	112.98	72.25	36.13	105.64	31.69	34.00	6.80
146	 <u>Guatemala</u>	180(179.79)	198	-5	0.00	0.00	142.12	71.06	229.07	68.72	200.06	40.01
147	 <u>Lesotho</u>	175(175.48)	172	3	78.24	78.24	108.80	54.40	63.33	19.00	119.20	23.84
148	 <u>Burundi</u>	174(174.16)	188	-2	83.78	83.78	51.00	25.50	168.10	50.43	72.25	14.45
149	 <u>Comoros</u>	172(171.66)	195	-7	71.55	71.55	125.29	62.65	124.87	37.46	0.00	0.00
150	 <u>Maldives</u>	171(171.42)	183	-2	106.25	106.25	92.08	46.04	63.75	19.13	0.00	0.00
151	 <u>Ethiopia</u>	166(165.84)	188	-5	51.46	51.46	85.68	42.84	134.42	40.33	156.04	31.21
152	 <u>Dominican Republic</u>	162(162.4)	175	-3	72.93	72.93	43.86	21.93	136.43	40.93	133.08	26.62
153	 <u>Suriname</u>	154(154.19)	140	1	0.00	0.00	260.10	130.05	66.30	19.89	21.25	4.25
154	 <u>New Caledonia</u>	150(149.6)	135	2	74.38	74.38	86.70	43.35	106.25	31.88	0.00	0.00
155	 <u>Mauritius</u>	140(140.37)	124	6	46.26	46.26	61.20	30.60	172.13	51.64	59.33	11.87
156	 <u>South Sudan</u>	132(131.82)	130	1	26.63	26.63	114.75	57.38	159.38	47.81	0.00	0.00

					2018 (100 %)		2017 (50 %)		2016 (30 %)		2015 (20 %)	
157	 <u>Tahiti</u>	130(129.62)	117	5	34.00	34.00	127.50	63.75	106.25	31.87	0.00	0.00
158	 <u>Liberia</u>	129(129.08)	167	-7	60.69	60.69	0.00	0.00	227.95	68.39	0.00	0.00
159	 <u>Kuwait</u>	128(128.48)	126	1	68.36	68.36	0.00	0.00	147.42	44.23	79.45	15.89
160	 <u>Barbad</u> os	127(127.07)	129	-2	54.64	54.64	0.00	0.00	141.95	42.59	149.22	29.84
161	 <u>Nepal</u>	118(118.47)	111	3	68.00	68.00	63.75	31.88	47.81	14.34	21.25	4.25
162	 <u>Vanuat</u> u	117(116.83)	136	-7	86.02	86.02	0.00	0.00	102.71	30.81	0.00	0.00
163	 <u>Belize</u>	115(115.31)	107	6	8.50	8.50	43.11	21.55	255.85	76.76	42.50	8.50
164	 <u>Indones</u> ia	111(111.49)	111	0	62.39	62.39	70.05	35.03	0.00	0.00	70.38	14.08
165	 <u>Fiji</u>	104(103.65)	110	2	55.99	55.99	42.50	21.25	88.04	26.41	0.00	0.00
166	 <u>Cambo</u> dia	103(103.2)	105	4	45.54	45.54	63.75	31.88	34.91	10.47	76.57	15.31
166	 <u>Papua</u> New Guinea	103(102.67)	78	14	0.00	0.00	126.29	63.14	131.75	39.53	0.00	0.00
168	 <u>Grenad</u> a	102(101.53)	113	-5	42.50	42.50	21.08	10.54	123.96	37.19	56.53	11.31
169	 <u>Singap</u> ore	99(98.85)	102	3	29.88	29.88	35.43	17.71	127.15	38.14	65.57	13.11
170	 <u>St</u> Lucia	95(94.94)	95	4	42.50	42.50	0.00	0.00	122.40	36.72	78.63	15.73
171	 <u>Malaysi</u> a	93(93.04)	104	0	28.48	28.48	44.80	22.40	109.29	32.79	46.93	9.39
172	 <u>Gambia</u>	92(91.94)	94	3	37.40	37.40	46.92	23.46	74.72	22.41	43.35	8.67
173	 <u>St</u> Vincent and the Grenadines	89(88.6)	91	3	34.00	34.00	0.00	0.00	66.68	20.00	172.98	34.60
173	 <u>Puerto</u> Rico	89(88.59)	128	- 14	8.50	8.50	0.00	0.00	227.98	68.39	58.48	11.70
175	 <u>Chad</u>	88(87.98)	108	-7	0.00	0.00	0.00	0.00	293.25	87.98	0.00	0.00
175	 <u>Moldov</u> a	88(87.81)	98	-2	30.47	30.47	65.66	32.83	40.19	12.06	62.31	12.46
177	 <u>Domini</u> ca	86(86.07)	86	0	51.00	51.00	0.00	0.00	63.75	19.13	79.71	15.94
178	 <u>Bermud</u> a	82(81.64)	82	0	34.00	34.00	0.00	0.00	45.48	13.64	170.00	34.00
178	 <u>Laos</u>	82(81.58)	80	1	21.25	21.25	65.52	32.76	63.57	19.07	42.50	8.50
180	 <u>Liechte</u> nstein	80(79.76)	77	1	40.17	40.17	0.00	0.00	23.51	7.05	162.64	32.53
181	 <u>Cuba</u>	75(74.88)	75	1	14.28	14.28	0.00	0.00	116.68	35.00	127.99	25.60
182	 <u>Guyana</u>	73(73.41)	111	- 18	0.00	0.00	0.00	0.00	208.25	62.48	54.68	10.94
183	 <u>Bhutan</u>	68(68)	68	1	0.00	0.00	85.00	42.50	0.00	0.00	127.50	25.50
184	 <u>Malta</u>	65(65.11)	62	1	29.90	29.90	11.74	5.87	64.57	19.37	49.85	9.97
185	 <u>Macau</u>	60(60.11)	60	1	18.21	18.21	53.13	26.56	8.50	2.55	63.92	12.78
186	 <u>Mongoli</u> a	51(51)	51	2	8.50	8.50	34.00	17.00	0.00	0.00	127.50	25.50
186	 <u>São</u> Tomé e Príncipe	51(50.54)	59	1	0.00	0.00	0.00	0.00	168.48	50.54	0.00	0.00
188	 <u>Seychel</u> es	48(48.47)	37	6	22.42	22.42	7.08	3.54	58.32	17.50	25.08	5.02

					2018 (100 %)		2017 (50 %)		2016 (30 %)		2015 (20 %)	
188	 Aruba	48(48.45)	75	-6	0.00	0.00	0.00	0.00	161.50	48.45	0.00	0.00
190	 Guam	45(44.96)	45	-1	0.00	0.00	0.00	0.00	113.42	34.03	54.64	10.93
190	 Timor-Leste	45(44.86)	44	0	41.82	41.82	6.07	3.04	0.00	0.00	0.00	0.00
192	 American Samoa	38(38.25)	38	-1	0.00	0.00	0.00	0.00	127.50	38.25	0.00	0.00
192	 Cook Islands	38(38.25)	38	-1	0.00	0.00	0.00	0.00	127.50	38.25	0.00	0.00
194	 Bangladesh	35(34.76)	33	3	0.00	0.00	21.25	10.63	35.13	10.54	68.00	13.60
195	 Gibraltar	34(34.16)	34	1	34.16	34.16	0.00	0.00	0.00	0.00	0.00	0.00
195	 Brunei Darussalam	34(34)	36	0	0.00	0.00	42.50	21.25	0.00	0.00	63.75	12.75
197	 Djibouti	32(31.88)	27	1	0.00	0.00	63.75	31.88	0.00	0.00	0.00	0.00
197	 Samoa	32(31.88)	38	-6	0.00	0.00	0.00	0.00	106.25	31.88	0.00	0.00
199	 US Virgin Islands	18(17.6)	18	0	0.00	0.00	0.00	0.00	0.00	0.00	87.98	17.60
200	 Sri Lanka	17(16.76)	17	0	0.00	0.00	8.50	4.25	25.50	7.65	24.29	4.86
201	 Pakistan	10(10.17)	10	2	0.00	0.00	0.00	0.00	0.00	0.00	50.83	10.17
202	 Cayman Islands	8(8.5)	9	2	0.00	0.00	0.00	0.00	0.00	0.00	42.50	8.50
203	 San Marino	8(7.92)	8	2	0.00	0.00	0.00	0.00	0.00	0.00	39.60	7.92
204	 British Virgin Islands	4(4.25)	4	2	0.00	0.00	0.00	0.00	0.00	0.00	21.25	4.25
204	 Montserrat	4(4.25)	17	-4	0.00	0.00	0.00	0.00	0.00	0.00	21.25	4.25
206	 Turks and Caicos Islands	0(0)	13	-4	0.00	0.00	0.00	0.00	0.00	0.00	0.00	0.00
206	 Anguilla	0(0)	0	1	0.00	0.00	0.00	0.00	0.00	0.00	0.00	0.00
206	 Bahamas	0(0)	0	1	0.00	0.00	0.00	0.00	0.00	0.00	0.00	0.00
206	 Eritrea	0(0)	0	1	0.00	0.00	0.00	0.00	0.00	0.00	0.00	0.00
206	 Somalia	0(0)	0	1	0.00	0.00	0.00	0.00	0.00	0.00	0.00	0.00
206	 Tonga	0(0)	0	1	0.00	0.00	0.00	0.00	0.00	0.00	0.00	0.00

Teams inactive for more than four years do not appear on the table.